

Router - TC CLOUD CLIENT 1002-4G - 2702886

Please be informed that the data shown in this PDF Document is generated from our Online Catalog. Please find the complete data in the user's documentation. Our General Terms of Use for Downloads are valid (<http://phoenixcontact.com/download>)



Industrial VPN gateway for mGuard Secure Cloud, IPsec communication via 4G (LTE), European version, 2-port switch, 1 digital input, 1 digital output

Product Description

The TC CLOUD CLIENT 4G product range offers cost-effective field devices for secure remote maintenance scenarios via the 4G LTE mobile network. The devices are optimized for use with the mGuard Secure Cloud. For this reason, all TC CLOUD CLIENT devices support Virtual Private Networks (VPNs) as standard.


A scope of functions optimized for the mGuard Secure Cloud enables quick startup of the devices in the field.

Your advantages

- ✓ Secure communication via IPsec
- ✓ Configuration via web-based management or microSD card
- ✓ Cloud-based VPN infrastructure from Phoenix Contact
- ✓ Turnkey VPN infrastructure for operators, machine builders, and systems manufacturers
- ✓ Secure and reliable, thanks to industry-proven mGuard security technology



Key Commercial Data

Packing unit	1 pc
GTIN	 4 055626 378619
GTIN	4055626378619
Weight per Piece (excluding packing)	360.000 g
Custom tariff number	85176200
Country of origin	Germany

Technical data

Note

Router - TC CLOUD CLIENT 1002-4G - 2702886

Technical data

Note

Utilization restriction	EMC: class A product, see manufacturer's declaration in the download area
-------------------------	---

Dimensions

Width	45 mm
Height	130 mm
Depth	126 mm

Ambient conditions

Ambient temperature (operation)	0 °C ... 60 °C
Ambient temperature (storage/transport)	0 °C ... 60 °C
Permissible humidity (operation)	10 % ... 95 % (non-condensing)
Permissible humidity (storage/transport)	10 % ... 95 % (non-condensing)
Degree of protection	IP20
Noise immunity	EN 61000-6-2

General

Electrical isolation	VCC // LTE // Ethernet // PE
Electromagnetic compatibility	Conformance with RED Directive 2014/53/EU
Net weight	232.8 g
Housing material	Plastic
Color	gray
MTTF	383 Years (SN 29500 standard, temperature 25 °C, operating cycle 21 % (5 days a week, 8 hours a day))
	184 Years (SN 29500 standard, temperature 40 °C, operating cycle 34.25 % (5 days a week, 12 hours a day))
	78 Years (SN 29500 standard, temperature 40 °C, operating cycle 100 % (7 days a week, 24 hours a day))
Wireless licences	Europe

Power supply

Supply voltage range	10 V DC ... 30 V DC (SELV, via pluggable Push-in terminal block)
Max. current consumption	1.7 A
Typical current consumption	< 200 mA (24 V DC)
Conductor cross section flexible max.	1.50 mm ²
Conductor cross section flexible min.	0.14 mm ²
Conductor cross section solid max.	1.50 mm ²
Conductor cross section solid min.	0.14 mm ²
Conductor cross section AWG max.	16
Conductor cross section AWG min.	26

Router - TC CLOUD CLIENT 1002-4G - 2702886

Technical data

Interfaces

Interface 1	Ethernet interface, 10/100Base-T(X) in accordance with IEEE 802.3
Interface	Ethernet
No. of ports	2
Connection method	RJ45 socket, shielded
Transmission length	100 m (shielded twisted pair)
Protocols supported	TCP/IP, UDP/IP, FTP, HTTP
Auxiliary protocols	ARP, DHCP, PING (ICMP), SNMP V1, SMTP
Serial transmission speed	10/100 Mbps, auto negotiation

Wireless interface

Interface description	GSM / GPRS / EDGE / UMTS / HSPA / LTE (FDD)
Frequency	850 MHz (2 W (EGSM))
	900 MHz (2 W (EGSM))
	1800 MHz (1 W (EGSM))
	1900 MHz (1 W (EGSM))
	850 MHz (UMTS/HSPA B5)
	900 MHz (UMTS/HSPA B8)
	1900 MHz (UMTS/HSPA B2)
	2100 MHz (UMTS/HSPA B1)
	800 MHz (LTE B20)
	850 MHz (LTE B5)
	900 MHz (LTE B8)
	1700 MHz (LTE B4)
	1800 MHz (LTE B3)
	1900 MHz (LTE B2)
	2100 MHz (LTE B1)
	2600 MHz (LTE B7)
Data rate	≤ 150 Mbps (LTE (DL))
	≤ 50 Mbps (LTE (UL))
Antenna	50 Ω impedance SMA antenna socket
SIM interface 1	1.8 volt, 3 volt
GPRS	Class 12, Class B
	CS1 ... CS4
EDGE	Multislot Class 10
UMTS	HSPA 3GPP R9
LTE	CAT4
Country support	Europe

Router - TC CLOUD CLIENT 1002-4G - 2702886

Technical data

Function

Web-based management	yes
Management	Web-based management, SNMP
Security functions	Supported 3DES, AES-128, -192, -256 ESP tunnel X.509v3, PSK MD5, SHA-1 RFC 3706

Digital outputs

Output name	Digital output
Number of outputs	1
Voltage output signal	10 V DC ... 30 V DC (depending on the operating voltage)
Current output signal	≤ 50 mA (Not short-circuit proof)

Digital inputs

Description of the input	Digital input
Number of inputs	1
Switching level "1" signal	10 V DC ... 30 V DC
Voltage input signal	10 V DC ... 30 V DC

Conformance/approvals

Designation	CE
Identification	CE-compliant
Designation	Corrosive gas test
Identification	ISA-S71.04-1985 G3 Harsh Group A

Standards and Regulations

Electromagnetic compatibility	Conformance with RED Directive 2014/53/EU
Type of test	Vibration resistance in acc. with EN 60068-2-6/IEC 60068-2-6
Test result	5g, 10...150 Hz, 2.5 h, in XYZ direction
Type of test	Shock in acc. with EN 60068-2-27/IEC 60068-2-27
Test result	15g
Noise immunity	EN 61000-6-2
Standards/regulations	EN 61000-4-2
Contact discharge	± 6 kV (Test Level 3)
Standards/regulations	EN 61000-4-3
Frequency range	80 MHz ... 3 GHz (Test Level 3)
Standards/regulations	EN 61000-4-4
Comments	Criterion B
Standards/regulations	EN 61000-4-5
Signal	± 1 kV (Data line, asymmetrical)
Standards/regulations	EN 61000-4-6
Frequency range	0.15 MHz ... 80 MHz

Router - TC CLOUD CLIENT 1002-4G - 2702886

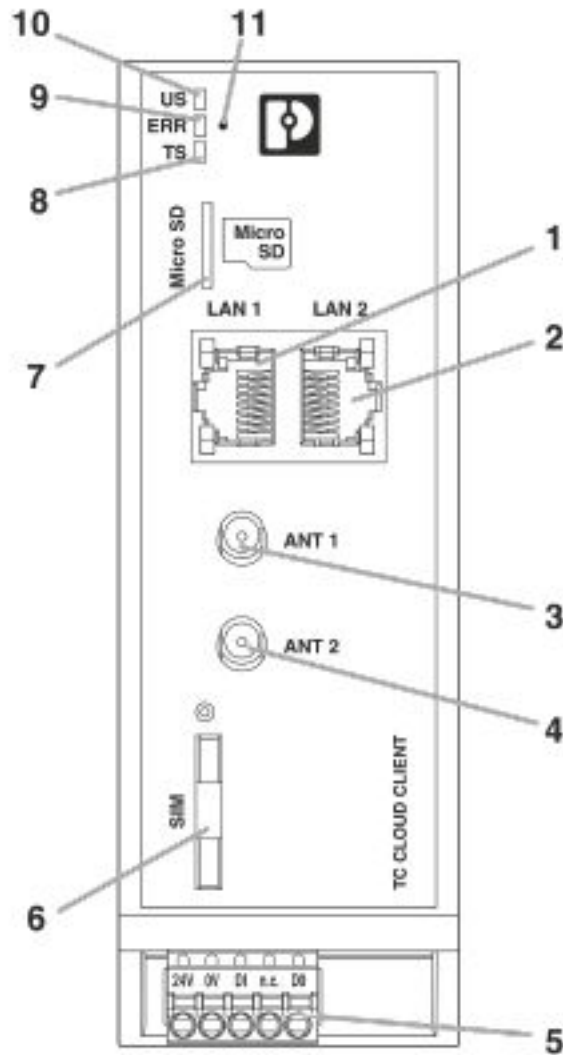
Technical data

Environmental Product Compliance

REACH SVHC	Lead 7439-92-1
China RoHS	Environmentally Friendly Use Period = 50 years
	For details about hazardous substances go to tab "Downloads", Category "Manufacturer's declaration"

Drawings

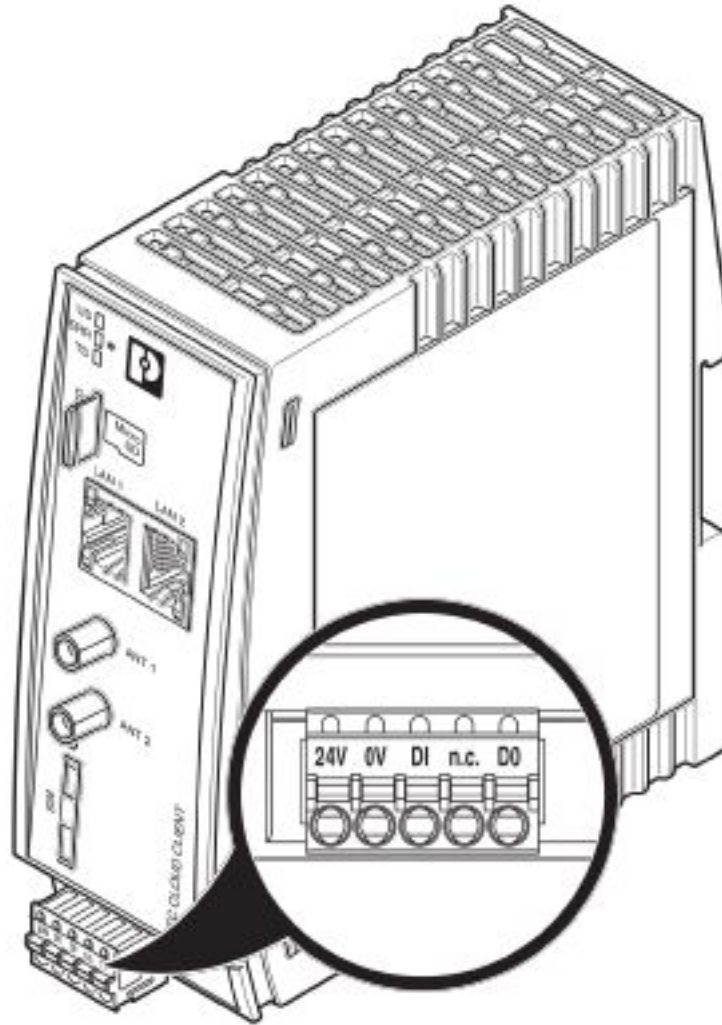
Schematic diagram



Front view

Router - TC CLOUD CLIENT 1002-4G - 2702886

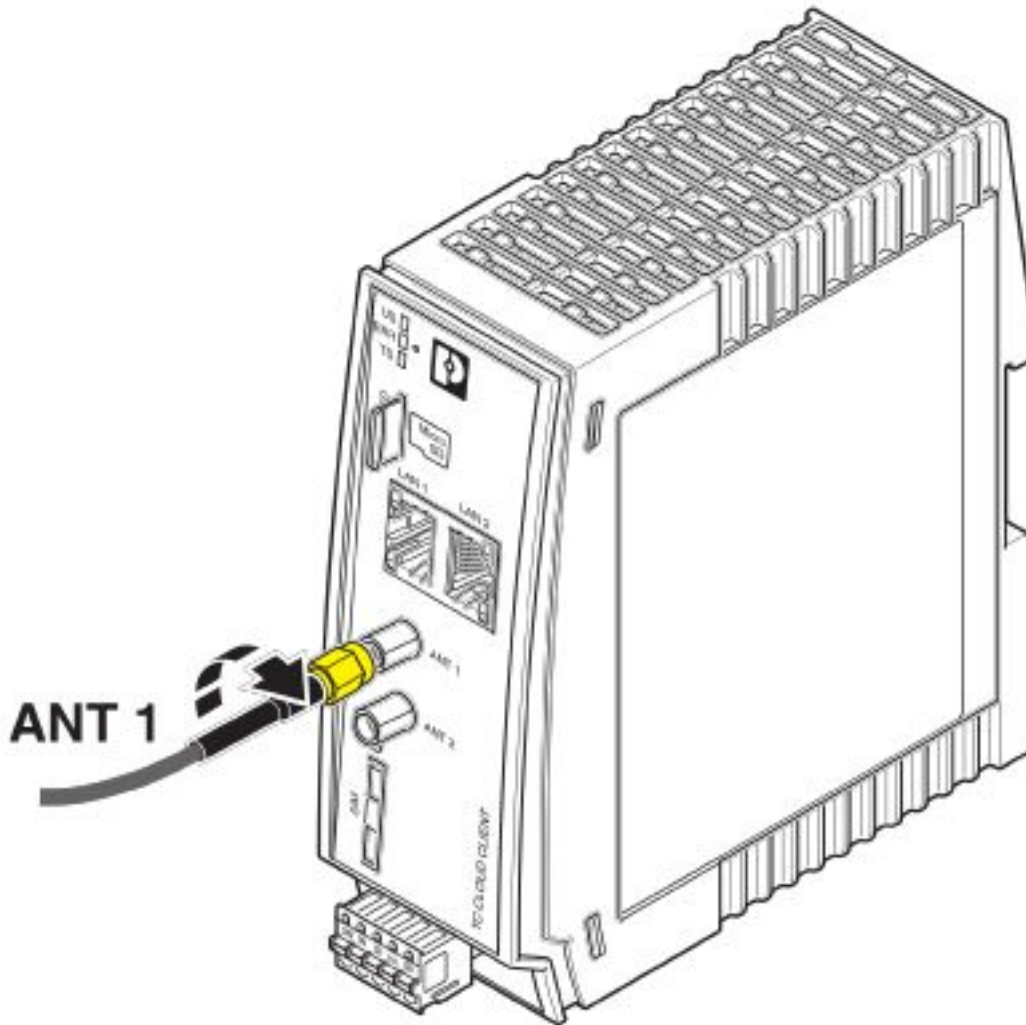
Schematic diagram



Connecting the supply voltage

Router - TC CLOUD CLIENT 1002-4G - 2702886

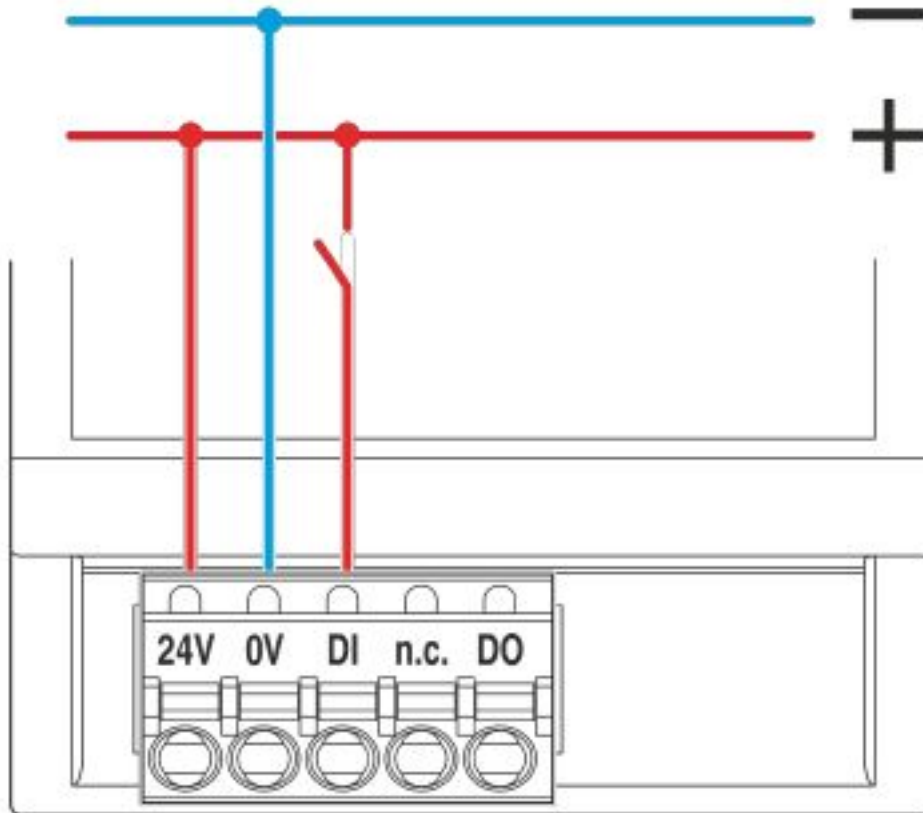
Schematic diagram



Connect the antenna

Router - TC CLOUD CLIENT 1002-4G - 2702886

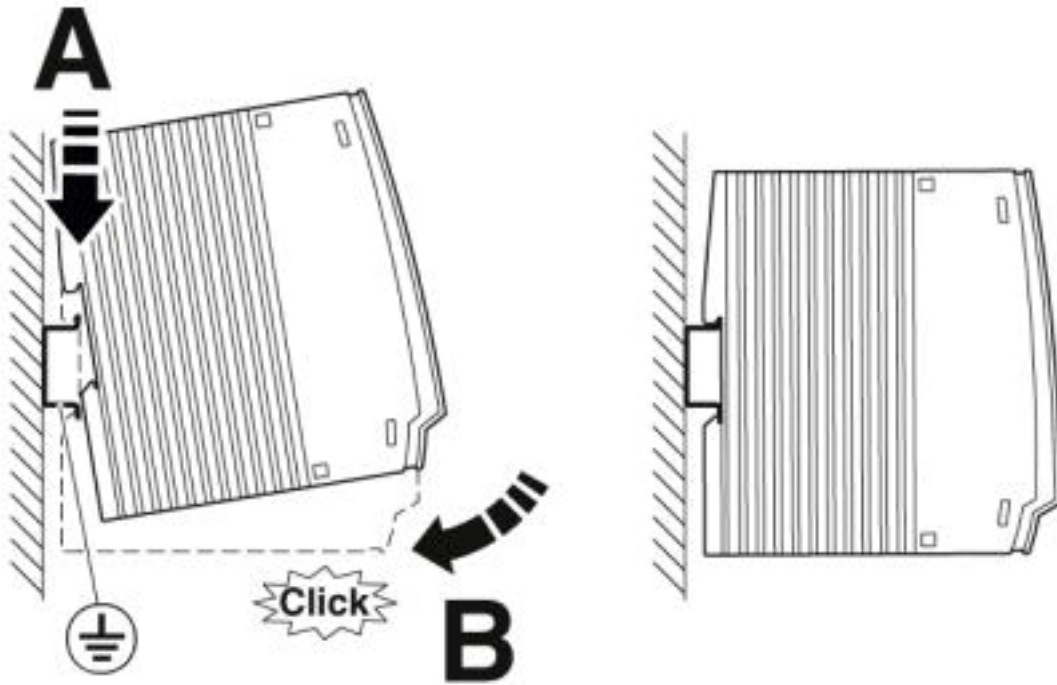
Connection diagram



Switching input and switching output

Router - TC CLOUD CLIENT 1002-4G - 2702886

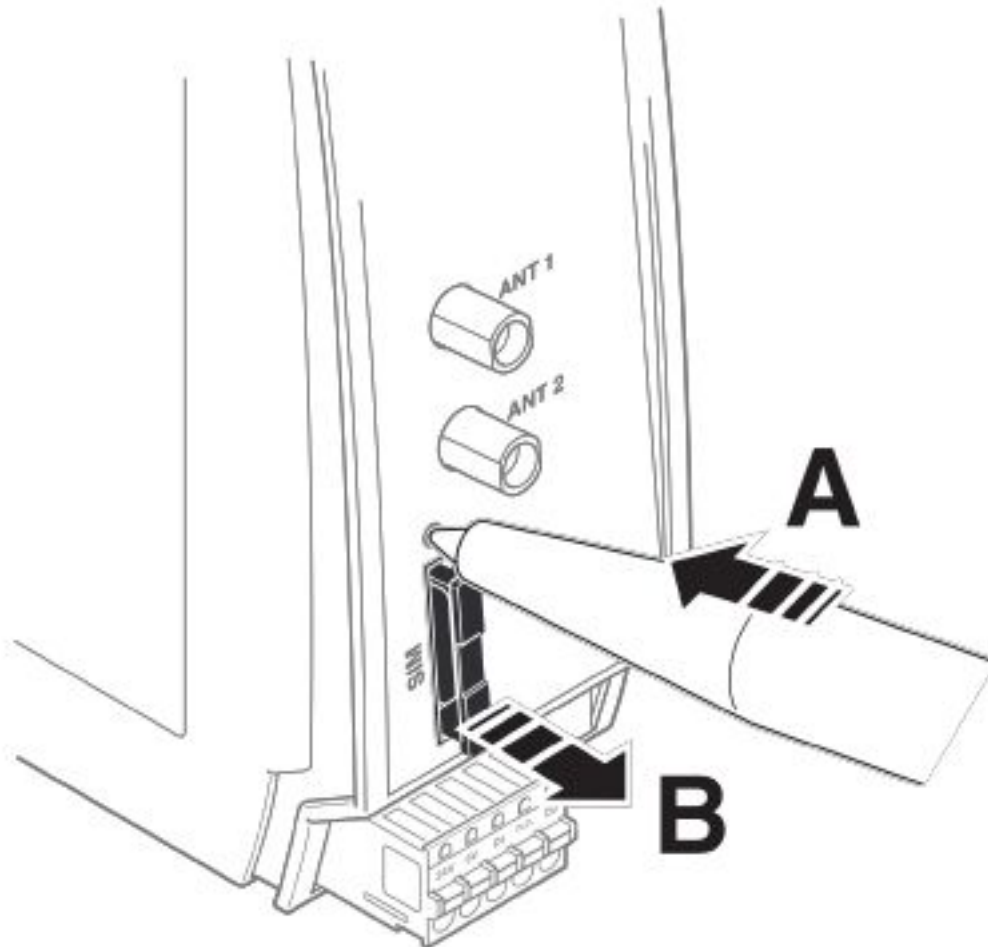
Schematic diagram



DIN rail mounting

Router - TC CLOUD CLIENT 1002-4G - 2702886

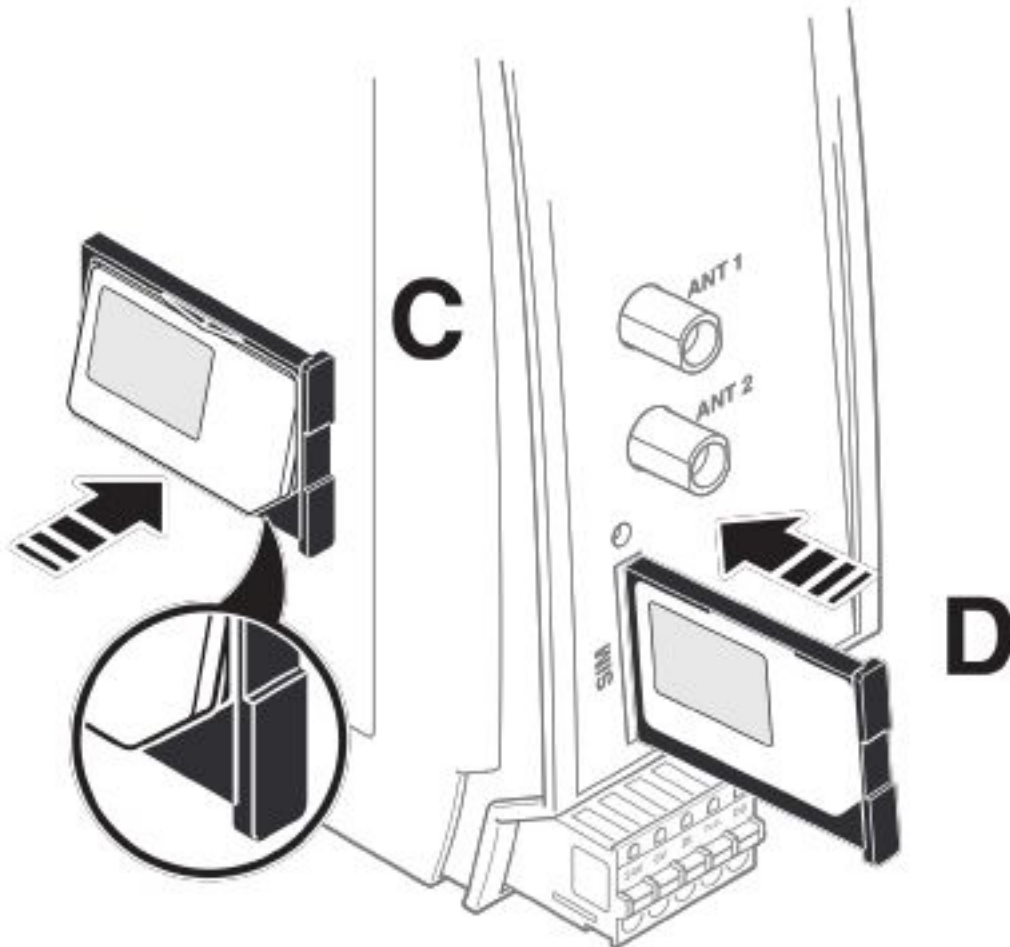
Schematic diagram



Remove SIM card holder

Router - TC CLOUD CLIENT 1002-4G - 2702886

Schematic diagram



Insert the SIM card

Classifications

eCl@ss

eCl@ss 5.0	19030100
eCl@ss 5.1	19030100
eCl@ss 6.0	19170100
eCl@ss 7.0	19170103
eCl@ss 9.0	19170103

Router - TC CLOUD CLIENT 1002-4G - 2702886

Classifications

ETIM

ETIM 5.0	EC001478
ETIM 6.0	EC001478
ETIM 7.0	EC001478

Accessories

Accessories

Antenna

Antenna - TC ANT MOBILE WALL 5M - 2702273



Multiband cellular antenna with mounting bracket for outdoor installation, 5 m antenna cable with SMA circular connector, suitable for LTE/4G

Coaxial cable

Antenna cable - PSI-CAB-GSM/UMTS- 5M - 2900980



Cellular antenna cable, 5 m in length, SMA (male) -> SMA (female), 50 ohm impedance

Antenna cable - PSI-CAB-GSM/UMTS-10M - 2900981




Cellular antenna cable, 10 m in length, SMA (male) -> SMA (female), 50 ohm impedance

PCB plug

Router - TC CLOUD CLIENT 1002-4G - 2702886

Accessories

PCB connector - FK-MCP 1,5/ 5-ST-3,81GY35BD-D0 - 1105116



PCB connector, nominal current: 8 A, rated voltage (III/2): 160 V, nominal cross section: 1.5 mm², number of positions: 5, pitch: 3.81 mm, connection method: Push-in spring connection, color: light gray, contact surface: Tin

Power supply

Power supply unit - TRIO-PS-2G/1AC/24DC/3/C2LPS - 2903147



Primary-switched TRIO POWER power supply with push-in connection for DIN rail mounting, input: 1-phase, output: 24 V DC/3 A C2LPS

Surge protection for transceiver systems

Surge protection device - CSMA-LAMBDA/4-2.0-BS-SET - 2800491



Attachment plug with Lambda/4 technology as surge protection for coaxial signal interfaces. Connection: Male/female SMA connectors.